

Wedding Photography Checklist

Pre-ceremony Photography

1. The Pre-ceremony photos are shot at various locations around the resort. The photographer is very familiar with the resort and knows locations that will provide beautiful backdrops for your pictures. However, if during your stay with us, you spot a "must-have-a-photo-of-this" scenery like the Frangipani Tree in full bloom, the young Royal Palms on the beach, a favorite sun lounge or chair at the Tiki Bar that you've staked out for the last couple days, or any backdrop that captures an important memory, please let the wedding planner know.

Pre-Ceremony Shoot with Groom

2. Pinning the boutonnières
3. Close-ups. Full length. Alone.
4. With your parents
5. With your grandparents
6. With other family members, i.e., children and siblings
7. With the Best Man
8. With the Groomsmen
9. With the Ring Bearer

Pre-Ceremony Shoot with Bride

10. Getting ready in the room
11. Bouquets and corsages
12. Close-ups. Full length. Alone.
13. With your parents
14. With your grandparents
15. With other family members, i.e., children and siblings
16. With the Maid or Matron of Honor
17. With the Bridesmaids
18. With the Flower Girl
19. Bride's details, i.e. the dress, the shoes, the up-do, the bouquets, a special piece of heirloom jewelry, adjusting the garter, etc.

Ceremony

20. Processional
21. Bride being walked down the aisle
22. Groom waiting at the altar
23. Bride being given away
24. Entire bridal party around the arch
25. Exchanging Vows
26. Exchanging Rings
27. Sand ceremony or balloon release
28. First Kiss
29. The officiant
30. Recessional

31. Guests blowing bubbles or tossing rose petals
32. Candid shots with bridal party

Post-Ceremony Photo Shoot

Traditional Shots

33. Group shot
34. Bride and groom with bridal party at the arch
35. Bride and groom with bride's family at the arch
36. Bride and groom with groom's family at the arch
37. Bride and groom with blended family at the arch
38. Bride and groom with special friends at the arch
39. Best man toasting the couple
40. Bride and groom drinking champagne
41. Candid shots with guests during the toast
42. First dance on the beach

Fun shots

43. Bride surrounded by groomsmen
44. Bride held up by groomsmen
45. Groom surrounded by bridesmaids
46. Bridesmaids kissing groom
47. Bride and groom jumping
48. Bride and groom with bridal party jumping

Couple shots

49. Couple walking hand-in-hand alone toward the surf
50. Groom picking up bride






51. Groom carrying bride
52. Groom spinning bride around
53. Couple alone for sunset shots at the water's edge
54. Couple toasting the sunset
55. Bride and groom silhouetted against the sunset
56. Couple kissing at sunset
57. Groom tipping bride back
58. Couple walking along the shore
59. Couple playing in the surf
60. Couple carving their initials inside a heart in the sand
61. Hands with wedding rings over the bridal bouquet or a pile of shells
62. Couple walking back toward the resort

63. Couple gazing toward the beach from their balcony
64. Couple alone or with their bridal party under the resort marquee

Reception Photos

65. Sign in table, guestbook
66. Favors, table decorations
67. Wedding cake before the cutting
68. Bride and groom's entrance
69. Cutting the cake
70. Food service tables
71. Candid shots of everyone at the reception
72. Photo of the wedding invitation with the bouquet

Wedding in a Basket Photography

-  The Promise Basket -
1 Hour of Photography and 50 of your chosen photos on Photo Disc
-  The Respect Basket -
1 Hour of Photography and 50 of your chosen photos on Photo Disc
-  The Honor Basket -
1 ½ Hours of Photography and 75 of your chose photos on Photo Disc
-  The Treasure Basket -
2 Hours of Photography and 100 of your chose photos on Photo Disc
-  The Blessing Basket -
2 ½ Hours of Photography and 150 of your chose photos on Photo Disc

Additional photography time is \$150 per hour with 50 additional photos.

Your photos will be available online within three weeks of your wedding day. You will receive the link information at that time. You will then choose which photos you would like to download on your high res photo disc. Your disc will be mailed to you within the next week. You will have the opportunity, at that point, to request prints or enlargements if you choose to purchase them.